




SCHOOL ROAD SAFETY FOR KIDS

Be a

Road Safety Hero



Queensland
Government

1





Be cool.

**Be a
Road Safety
Hero!**

2

The Road Safety Hero always looks cool




**You can too
by wearing a
correctly fitted
helmet and other
safety gear when
riding your bike, scooter,
skateboard or rollerblades.**



**The safest place to ride
is on a footpath and
not on the road.**

**Always keep
to the left and
move out of
the way of
other people.**



3

Always wear

The
Road Safety
Hero thinks
they're
great!



a seatbelt



**Make sure
an adult helps
you to buckle
up to keep
you safe.**


4

Getting off the bus




The Road Safety Hero always waits for the bus to move away before crossing the road.

The Road Safety Hero
loves to catch
the bus to school.




5

In and out of the car



**The Road Safety Hero
only ever uses the door
at the footpath side to
get in and out of the car.**



6

Crossing the road



The Road Safety Hero always holds onto an adult's hand when crossing the road and walking to and from school.

The Road Safety Hero is a champion at crossing a road. Follow the Hero and you could be a Road Safety Hero too.

STOP

one step back from the side of the road

LOOK


in all directions for approaching traffic

LISTEN

in all directions for approaching traffic

THINK

about whether it is safe to cross the road – cross when the road is clear or all traffic has stopped




Then walk straight across the road. Keep **LOOKING** and **LISTENING** for traffic while crossing.

7

STOP, LOOK,

Always be careful when
crossing the road



LISTEN and THINK

and choose a safe place to cross.

These are:

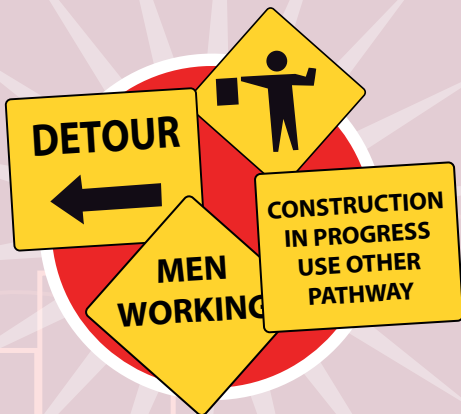

- a children's crossing – only cross when the Crossing Supervisor has signalled it is safe
 - a pedestrian (zebra) crossing – only cross when cars have stopped for you
- pedestrian traffic lights – only cross when you can see the 'green man' or the green WALK sign. Never cross when you can see a 'red man' or the red DON'T WALK sign.

If you are not near a crossing,
choose a safe place where
you can see traffic in
all directions and where
drivers can see you.


8

Be careful

The Road Safety Hero
never plays in or
around road works.



around road works



Always follow the instructions
of road workers and
watch out for big trucks.


9

Roads are not playgrounds

Roads are not safe places to play. If you are playing near roads, be very careful and never run onto the road to collect a ball or toy.


The Road Safety Hero uses his extraordinary skills and always looks out for traffic when playing near roads.





**Cars, trucks, motorcycles
and other road users
may come from many directions
and at different speeds.**

**Look out for cars coming in and
out of driveways and never
play behind a car in
a driveway.**



10

Help the environment

Be a carbon buster like the Road Safety Hero!

Did you know that by walking, riding your bike, catching the bus or even sharing the car with your friends to school you can also help the environment?



