

# Queensland road signs quiz

## Answer sheet

**Individual or team name:** \_\_\_\_\_

*Please circle the correct answer*

## TEST YOUR KNOWLEDGE OF QUEENSLAND'S ROAD SIGNS

### Question 1:

**What is the name of the document that governs use of official traffic signs on Queensland roads?**

- a) Manual of Uniform Traffic Control Devices
- b) Queensland's Official Book of Road Signs
- c) Guide to Queensland Road Signs

### Question 2:

**Road users can be penalised if they don't obey regulatory road signs.**

- a) True
- b) False

### Question 3:

**What type of signs use a brown background and white design?**

- a) Service and community facility signs
- b) Tourist attraction and drive signs
- c) Street name signs

### Question 4:

**When passing a speed limit sign, what action must you take?**

- a) You must not drive faster than the speed limit shown on the sign
- b) You must maintain your speed at the exact speed limit shown on the sign
- c) You must not drive faster than the speed limit shown on the sign only in wet weather

**Question 5:**

In Queensland, what speed limit applies in a built-up area if there are no speed limit signs?

- a) 40km/h
- b) 50km/h
- c) 60km/h

**Question 6:**

What is the only sign that exclusively uses an octagon shape?

- a) Give Way sign
- b) Roundabout sign
- c) Stop sign

**Question 7:**

What category of signs MUST you comply with?

- a) Information signs
- b) Regulatory signs
- c) Service and community facilities signs

**Question 8:**

A hand signal direction given by a Queensland police officer overrules a give way sign, stop sign or traffic light.

- a) True
- b) False

**Question 9:**

What shape is exclusively reserved for a railway or tramway crossing?

- a) Diagonal cross
- b) Rectangle
- c) Train carriage

**Question 10:**

What give way rules apply when a Shared Zone sign is displayed?

- a) Pedestrians must give way to all other road users
- b) All road users must give way to whoever was on the road first
- c) Drivers must give way to pedestrians

**Question 11:**

What does this sign indicate?

- a) There is a railway crossing on the side road
- b) There is a pedestrian crossing on the side road
- c) There is an overpass on the side road

**Question 12:**

What does this sign indicate?

- a) You must not drive faster than the speed shown
- b) You must not drive slower than the speed shown
- c) It is advised that you drive at or below the speed shown

**Question 13:**

What does this sign indicate?

- a) Pedestrians and bicycle riders must not use the path
- b) Pedestrians and bicycle riders must share the path
- c) Pedestrians and bicycle riders must only travel in the direction on the sign

**Question 14:**

What action must you take when approaching this sign?

- a) Drive to the right of a hazard
- b) Drive to the left of a hazard
- c) Drive either side of a hazard

**Question 15:**

When this sign is beside a road, what animal may be in the area?

- a) Racehorse
- b) Horses with a rider
- c) Brumby / wild horse

**Question 16:**

What does this sign indicate?

- a) Public bus stop
- b) Bus washing area
- c) Children getting on and off buses

**Question 17:**

What does this sign indicate?

- a) The road is closed ahead due to sand on the road
- b) The road surface may not be visible or slow to drive on because sand has drifted onto it
- c) You may see sand drifting beside the road

**Question 18:**

What does this sign indicate?

- a) The bridge ahead is narrower than the road leading up to the bridge
- b) The road you are travelling on is about to reduce in width
- c) There are unsealed road shoulders ahead

**Question 19:**

What does this sign indicate?

- a) You must turn left ahead
- b) The road ends straight ahead beyond the approaching intersection
- c) The road you are driving on turns left through the approaching intersection

**Question 20:**


What does this sign indicate?

- a) You are driving on National Route 55
- b) You are driving on State Route 55
- c) The speed limit is 55km/h

**Question 21:**

What does this sign indicate?


- a) The name of the road you are driving on begins with W and is 44 kilometres long
- b) You will arrive at a town or city beginning with W in 44 minutes
- c) You will arrive at a town or city beginning with W in 44 kilometres



**Question 22:**

**What is this sign used to indicate?**

- a) The depth of water flowing over a road
- b) The height of roadside vegetation
- c) The height of a low-level bridge



**Question 23:**

**What does this sign indicate?**

- a) A motorway median crossing for emergency vehicles
- b) No entry past this point
- c) You are entering an environmentally-sensitive area



**Question 24:**

**What does this sign indicate?**

- a) A picnic area is ahead
- b) A place serving sit-down meals is ahead
- c) A camp kitchen with washing up facilities is ahead



**Question 25:**

**What does this sign indicate?**

- a) Accommodation is available ahead
- b) A furniture shop is ahead
- c) It is time to stop driving and rest

**Question 26:**

What does this sign indicate?

- a) A no-camera zone is ahead
- b) A scenic lookout is ahead
- c) A speed camera is ahead

**Question 27:**


What does this sign indicate?

- a) You are near a winery, wine tourism region, or wine tourist drive
- b) You are near a place where you can purchase fruit
- c) Fresh produce, including grapes, may be on the road

**Question 28:**

What does this sign indicate?

- a) All drivers are permitted to park in the zoned area between 9am and 4pm
- b) A permit to park in the zoned area is not required between 9am and 4pm
- c) Drivers may only park within the zoned area between 9am and 4pm if they have a permit to do so

**Question 29:**

What does this sign indicate?

- a) You must not stop unless you are driving a bus, taxi or limousine and are dropping off or picking up passengers
- b) No vehicles are allowed to stop at any time
- c) Vehicles are allowed to stop for a maximum of five minutes

**Question 30:**

What does this sign indicate?

- a) You must switch off your engine if stopping within the signed zone between the times listed
- b) You must not stop your vehicle within the signed zone between the times listed
- c) You may only stop your vehicle for more than five minutes within the signed zone between the times listed



**Refresh your knowledge of Queensland road signs here**