


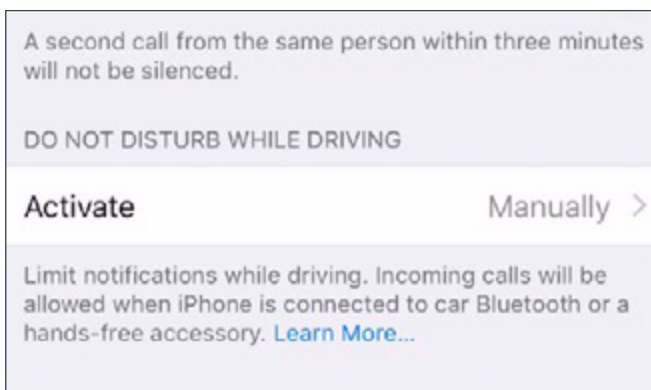
How to set up DO NOT DISTURB WHILE DRIVING on your iPhone



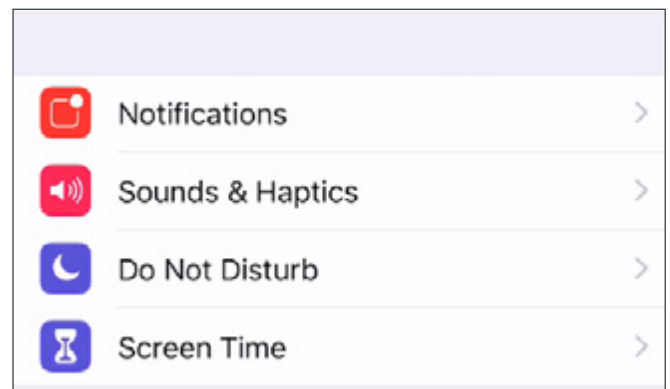
Step-by-step instructions



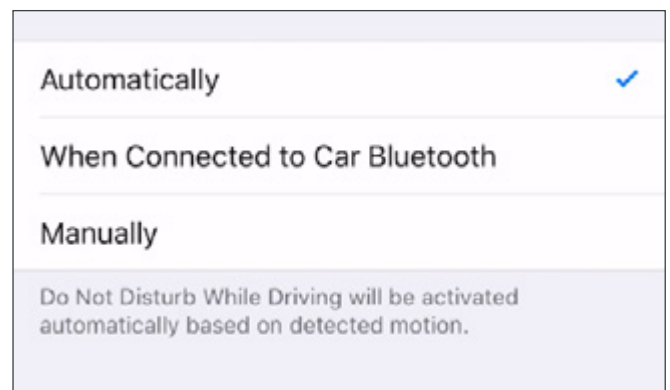
1. Go to **Settings**



3. Scroll down to
'Do Not Disturb while driving'



2. Go to **'Do Not Disturb'**



2. Activate it, choosing 1 of 3 options
– automatically, when connected
to car Bluetooth or manually

If you're a Learner or P1 driver under 25, it's illegal for you to use any function on a mobile phone. This includes hand-held, hands-free, wireless headsets or a mobile phone's loudspeaker function. Don't forget, your passengers are also banned from using a mobile phone's loudspeaker function.

13 QGOV (13 74 68)

